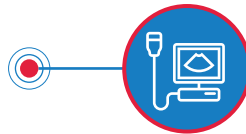


IVF Timeline

Day 19-21 of Cycle

Bloodwork and ultrasound done in office to confirm ovulation

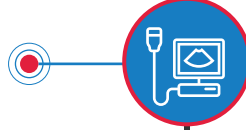


Once confirmed

Start on pre-IVF preparation medications as prescribed. On medication for approx. 1 week

Day 2 or 3 of Cycle

We'll do a baseline ultrasound and bloodwork, and then give the initial medications to start stimulation



Approximately 10 Days of Stimulation

During stimulation, you will be seen at our practice frequently to monitor follicle growth



Final Day of Stimulation - Follicles Mature

(approx. 18-20 mm)

Trigger injection instructions given to patient and administered that evening at home



36 Hours Later - RETRIEVAL

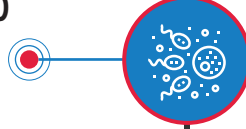
Retrieval of eggs



Same day as retrieval:

FERTILIZATION (this is day 0)

On the same day as your retrieval, fertilization occurs with sperm (From partner or donor, fresh or frozen)



Day after fertilization report (this is day 1)

Fertilization report from our lab comes in to see how many became embryos



At Day 5 or 6, We Check the Final Embryo Development

For a Fresh Transfer



TRANSFER OCCURS on day 3 or 5 of cycle




2 weeks after transfer occurs, blood test confirmation of positive pregnancy!

At day 5 or 6, can also do an embryo biopsy for PGT - Preimplantation Genetic Testing

Then, move to the frozen embryo transfer process documented below

For a Frozen Transfer



FROZEN EMBRYO TRANSFER PROCESS

